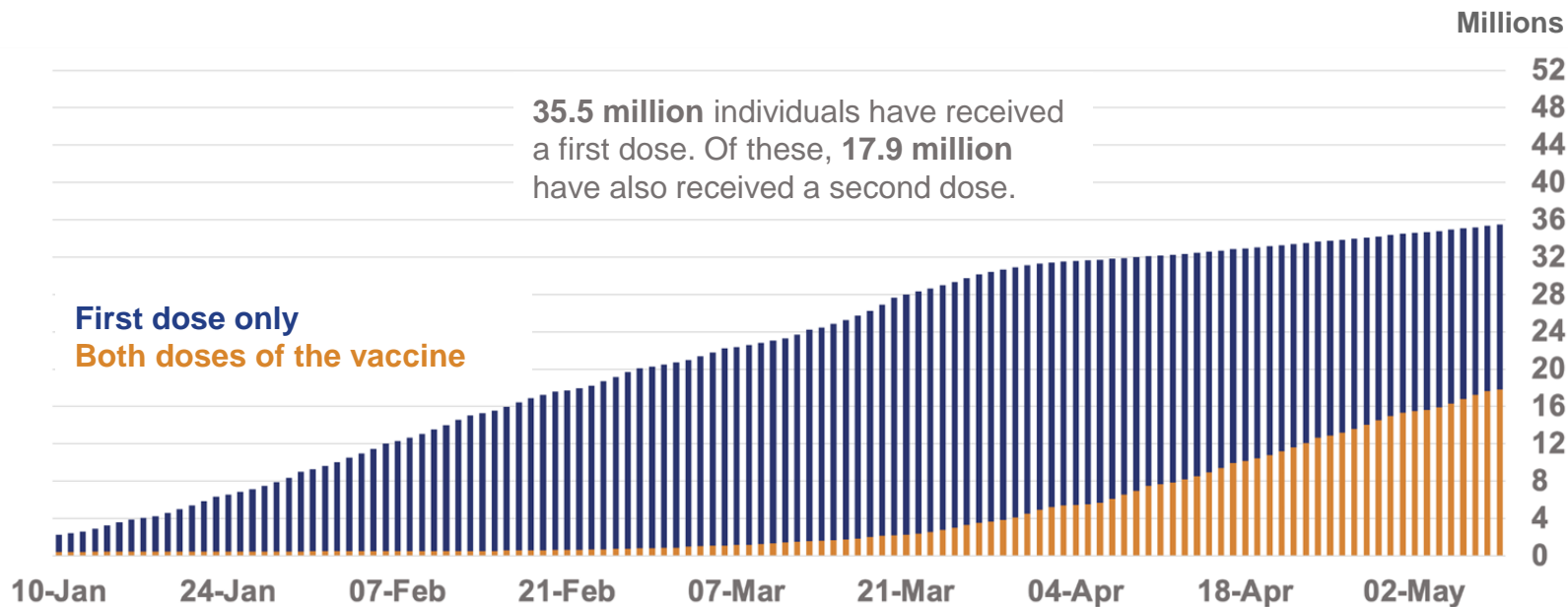


## Test 1: The vaccine deployment programme continues successfully

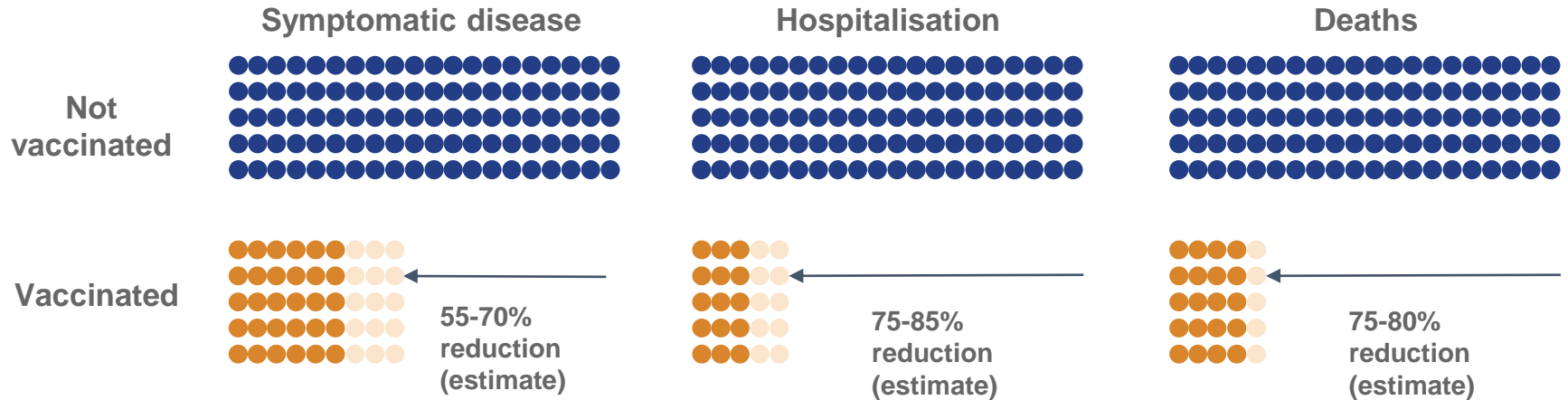
### The number of people who have received a vaccination for COVID-19 in the UK

Cumulative number of people who have received a COVID-19 vaccination, by date reported, up to 9 May



## Test 2: Evidence shows vaccines are sufficiently effective in reducing hospitalisations and deaths in those vaccinated

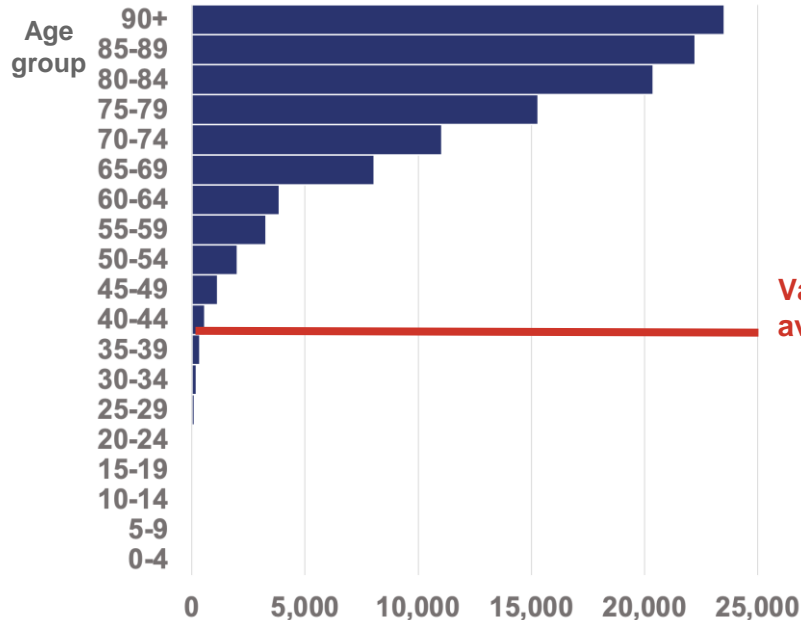
### Estimated reduction in symptomatic disease, hospitalisations and deaths after one dose of the Pfizer or AstraZeneca vaccine



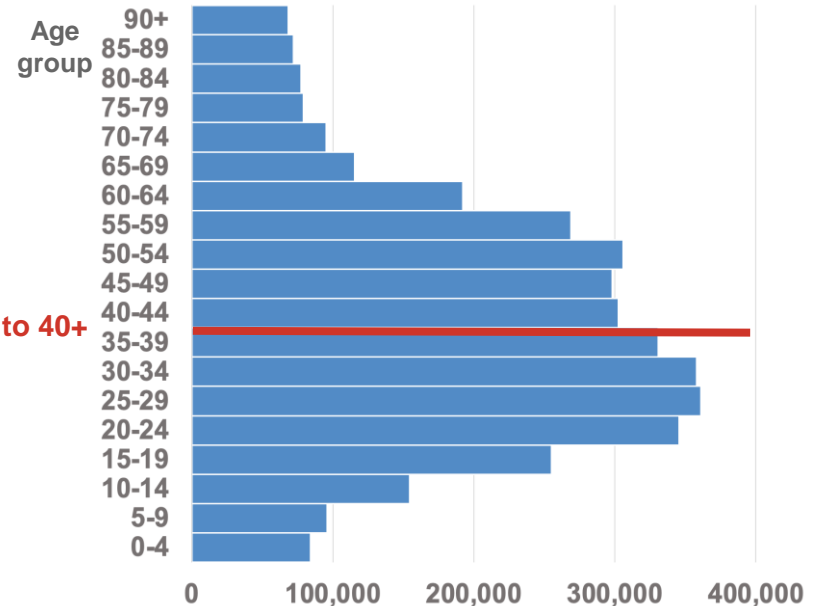
## Test 2: Evidence shows vaccines are sufficiently effective in reducing hospitalisations and deaths in those vaccinated

### The age distribution of COVID-19 deaths and cases in England since the start of the pandemic

Total number of COVID-19 deaths in England, to 4 May 2021

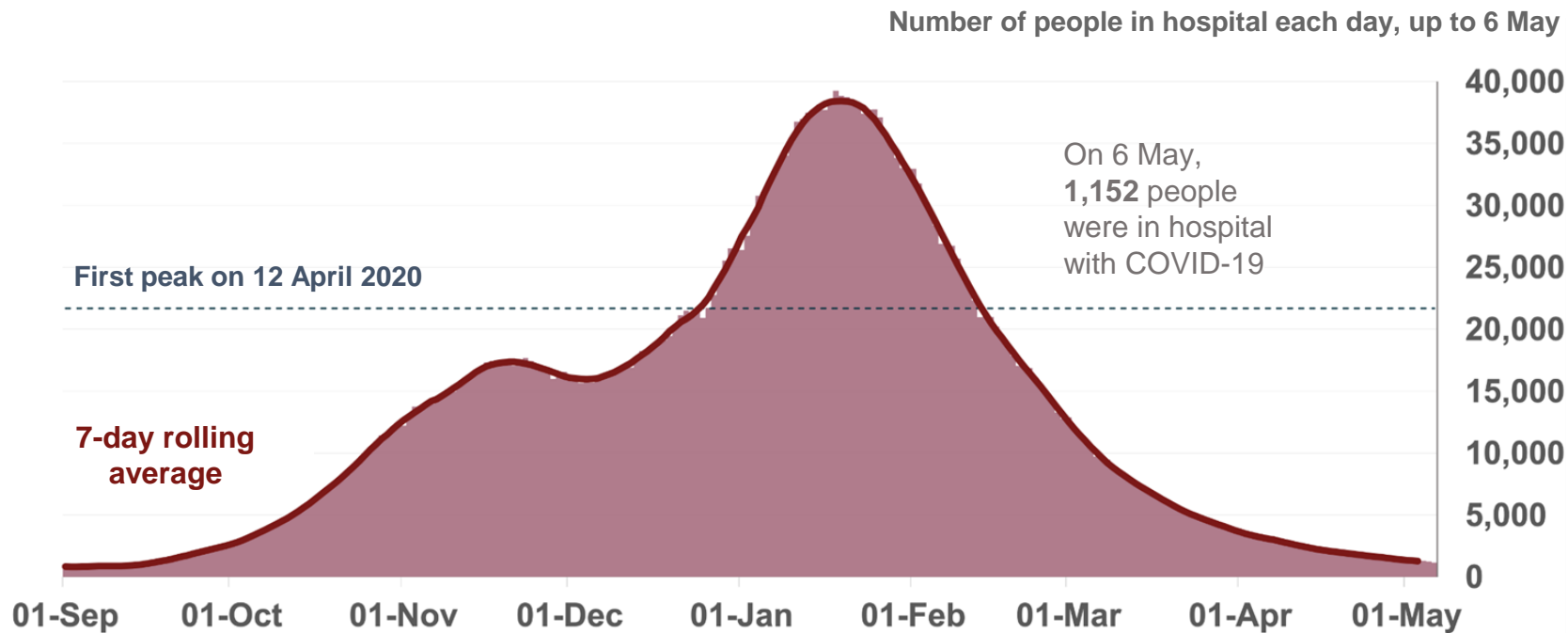


Total number of COVID-19 cases in England, to 4 May 2021



## Test 3: Infection rates do not risk a surge in hospitalisations which would put unsustainable pressure on the NHS

### The number of people in hospital with COVID-19 in the UK



## Test 4: Our assessment of the risks is not fundamentally changed by new Variants of Concern

### The number of cases associated with Variants of Concern (VOCs) in the UK, up to 5 May

**NOTE: Not all identified cases are genomically sequenced, so some VOC cases may go undetected**

| Variant of Concern<br>(country first detected) | Total genomically<br>confirmed and<br>probable cases | Change since last<br>update on<br>28 April |
|--|--|--|
| <b>B.1.1.7</b> (Kent, UK)                      | 233,430  | +6,795                                     |
| <b>B.1.351</b> (South Africa)                  | 782  | +45  |
| <b>P1</b> (Japan ex Manaus, Brazil)            | 94   | +12  |
| <b>B.1.1.7</b> with E484K (Bristol, UK)        | 43   | 0  |
| <b>B.1.617.2</b> (India)                       | 520  | +318                                       |

# Statistical notes

## **Number of people who have received a vaccination for COVID-19, UK:**

Number of people who have received a first dose or both a first and a second dose of a vaccination for COVID-19, by day on which the vaccine was reported. Data are reported daily, and include all vaccination events that are entered on the relevant system at the time of extract. This includes reported vaccines that were administered up to and including the date shown. England data includes vaccinations reported in the National Immunisation Management Service which is the system of record for the vaccination programme in England, including both hospital hubs and local vaccination services. Data are extracted at midnight on the date of report. Welsh data includes vaccinations reported in the Welsh Immunisation System. Data is extracted at 10pm on the date of report. Scottish data includes vaccinations reported in the Vaccination Management Tool. Data is extracted at 8:30am on the day following the date of report. Northern Ireland data are extracted at the end of day of the date of report.

## **Risk of symptomatic disease and hospitalisation from COVID-19 for vaccinated and unvaccinated people:**

Public Health England is monitoring the effectiveness of COVID-19 vaccines using existing surveillance systems and studies as well as new enhanced surveillance. Vaccine effectiveness is being estimated against a range of outcomes including symptomatic disease, hospitalisations, infection and transmission. These figures present data on the early effect of vaccination with the Pfizer/BioNTech (BNT162b2) and AstraZeneca (ChAdOx1) vaccines on symptomatic COVID-19 infection, hospitalisation and deaths.

## **Age distribution of COVID-19 deaths and cases, England:**

Deaths - Total number of deaths of people who had had a positive test result for COVID-19 and died within 28 days of the first positive test reported on or up to the date of death. People who died more than 28 days after their first positive test are not included, whether or not COVID-19 was the cause of death.

Cases - Number of people with at least one positive COVID-19 test result, either lab-reported or lateral flow device, by specimen date (the date when the sample was taken from the person being tested). People tested positive more than once are only counted once, on the date of their first positive test.

## **People in hospital with COVID-19, UK:**

Total number of people in hospital with COVID-19 in the UK. Definitions are not always consistent between the four nations. England data now covers all Acute Trusts, Mental Health Trusts and the Independent Sector and are reported daily by trusts to NHS England and NHS Improvement. Welsh data include confirmed COVID-19 patients in acute hospitals only, including those recovering. The 7-day rolling mean average is plotted on the chart on the middle day of each seven day period.

# Statistical notes

## Variants of Concern, UK:

The VOC-20DEC-01 variant was first detected in the UK and was first sequenced in the UK in September 2020. The VOC-20DEC-02 variant was first detected in South Africa and was first sequenced in the UK in December 2020. The VOC-21JAN-02 variant was first detected in Japan in travellers from Brazil in January 2021 and was first detected in the UK in February 2021. The VOC-21FEB-02 variant was first detected in the UK in December 2020. The VOC-21APR-02 variant was first detected in India. Genomically confirmed cases are those where all lineage defining positions can be assessed. Probable cases are those where the sequencing is of a lower quality and not all lineage defining positions are called. Not all identified cases are genomically sequenced, so some variants of concern cases may go undetected.

## Further information and data:

UK - [COVID-19 in the UK](#); for further information contact [coronavirus-tracker@phe.gov.uk](mailto:coronavirus-tracker@phe.gov.uk)

Welsh Government - [NHS activity and capacity during the COVID-19 pandemic](#)

Scottish Government - [COVID-19 daily data for Scotland](#)

Northern Ireland - [COVID-19 statistics](#)