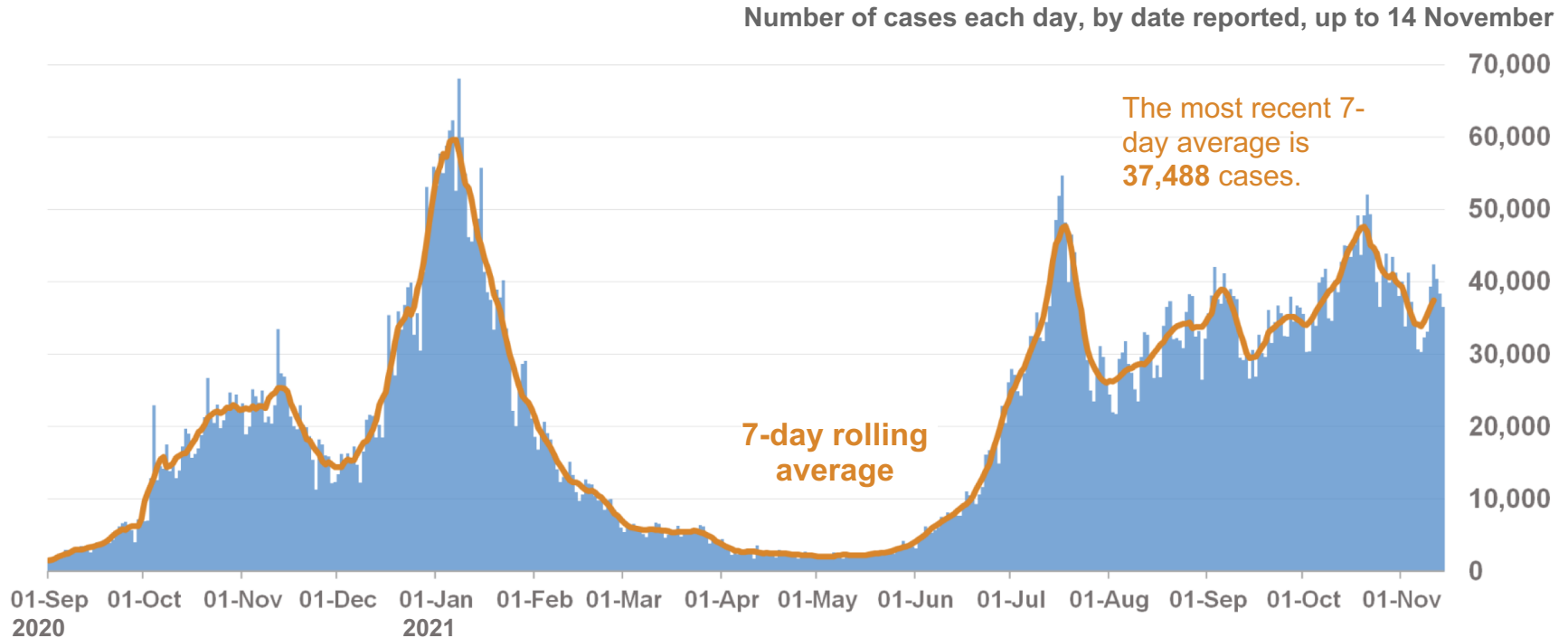
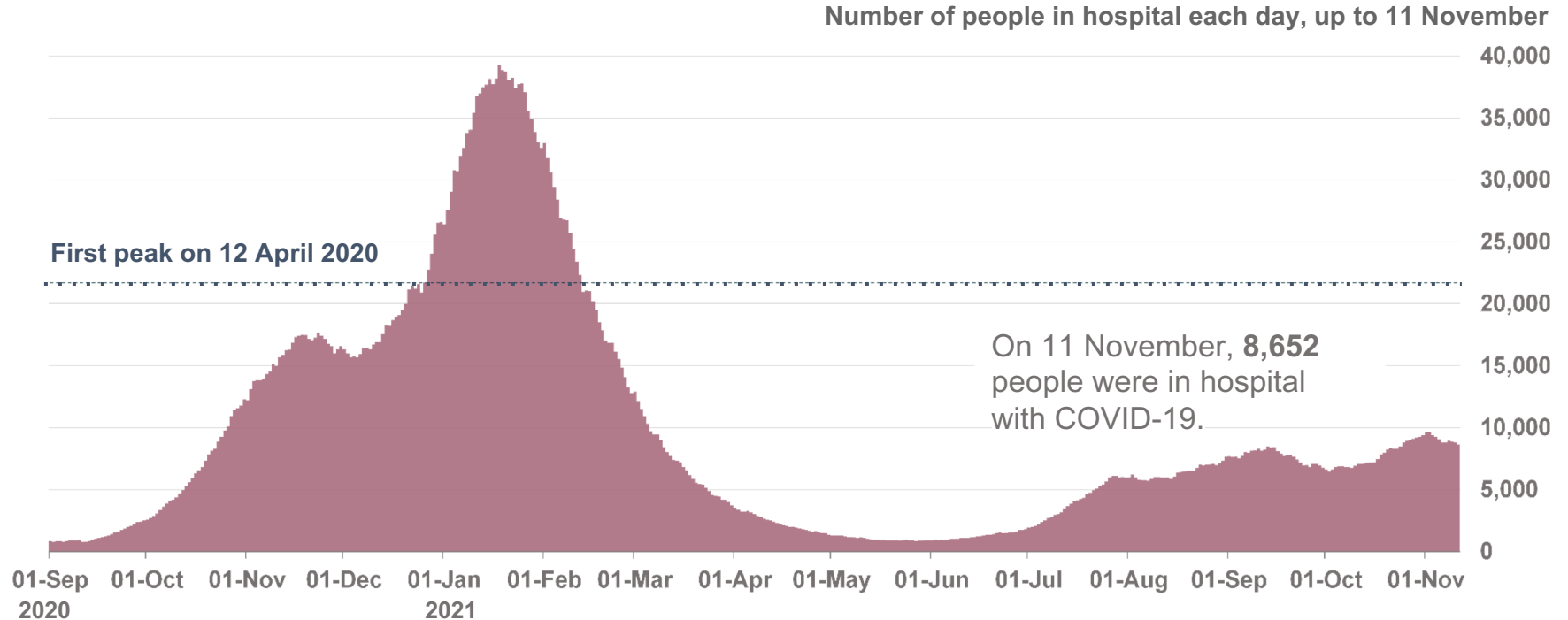


# The number of people testing positive for COVID-19 in the UK

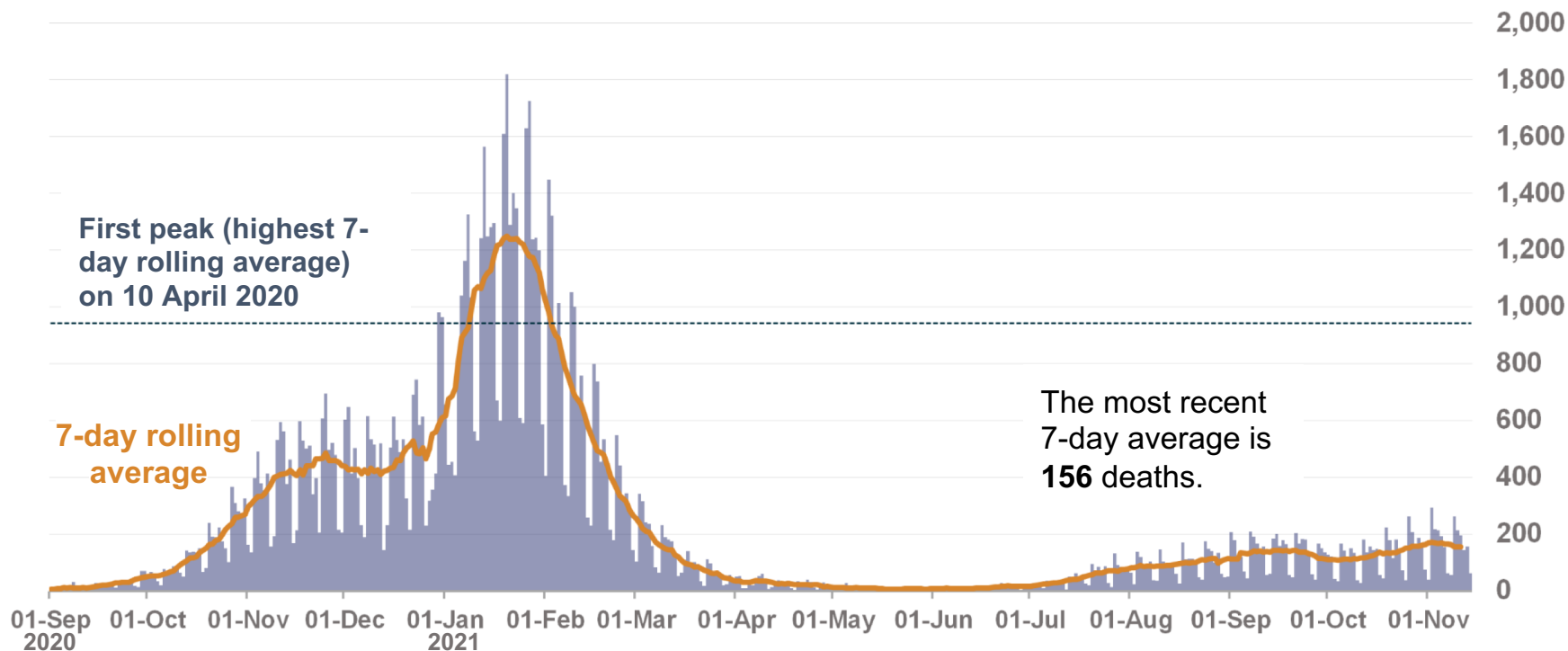


# The number of people in hospital with COVID-19 in the UK



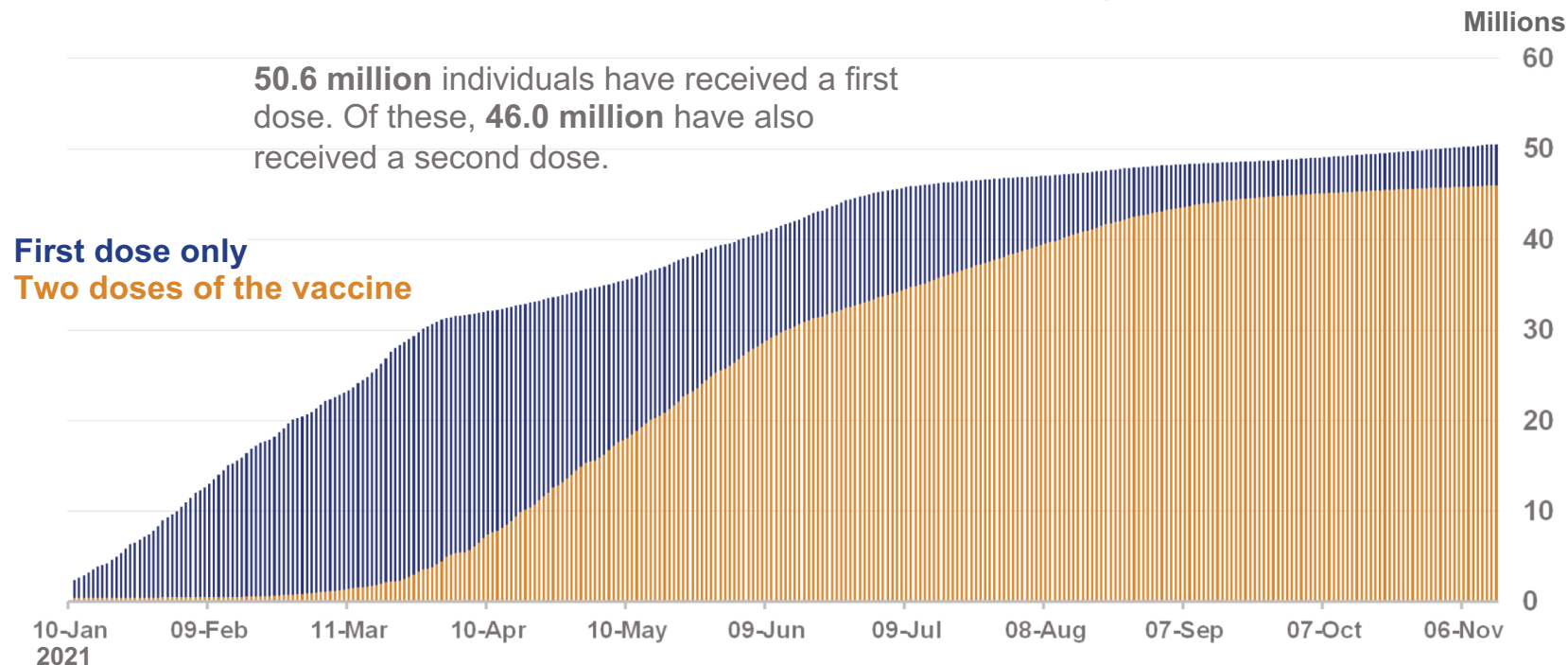
# The number of deaths of people who had a positive test result for COVID-19 in the UK

Number of deaths each day, by date reported, up to 14 November



# The number of people aged 12 and over who have received a vaccination for COVID-19 in the UK

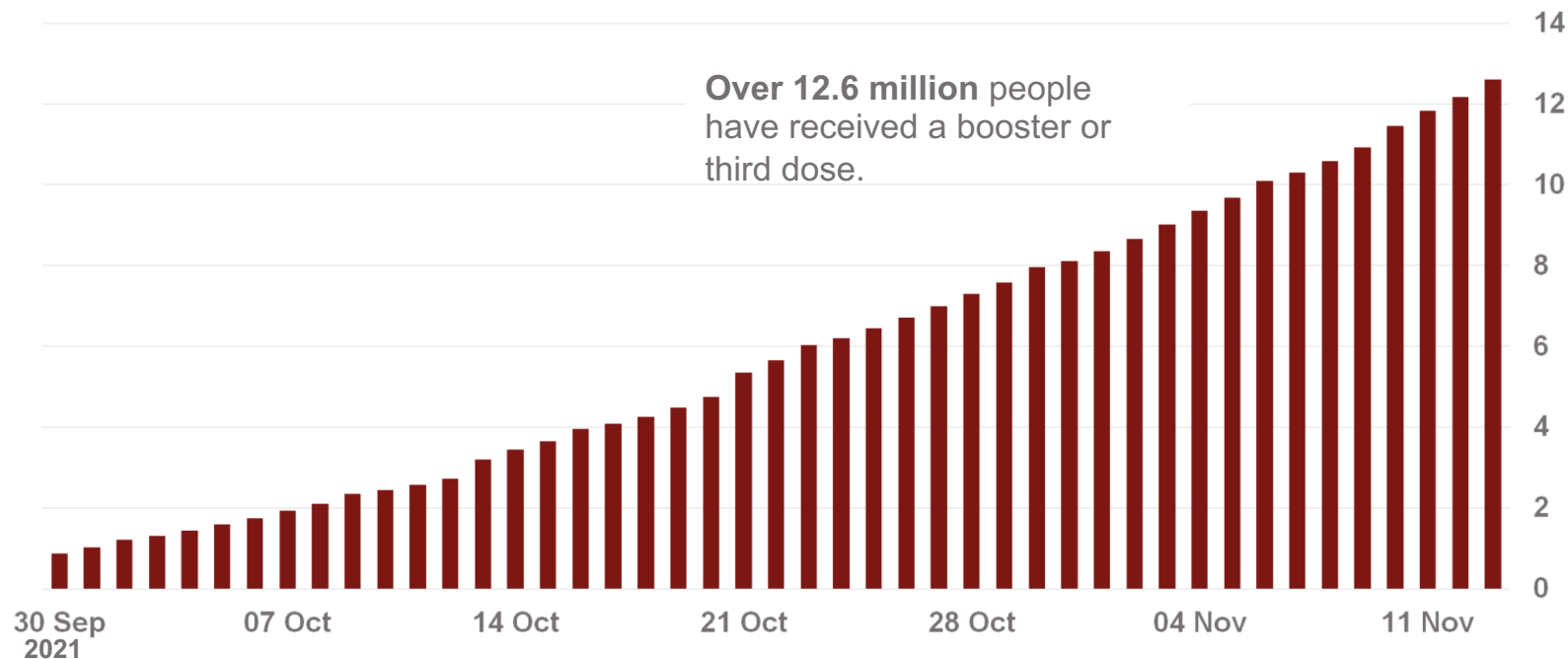
Cumulative number of people who have received a COVID-19 vaccination, by date reported, up to 13 November



## The number of people who have received a booster or third dose vaccination for COVID-19 in the UK

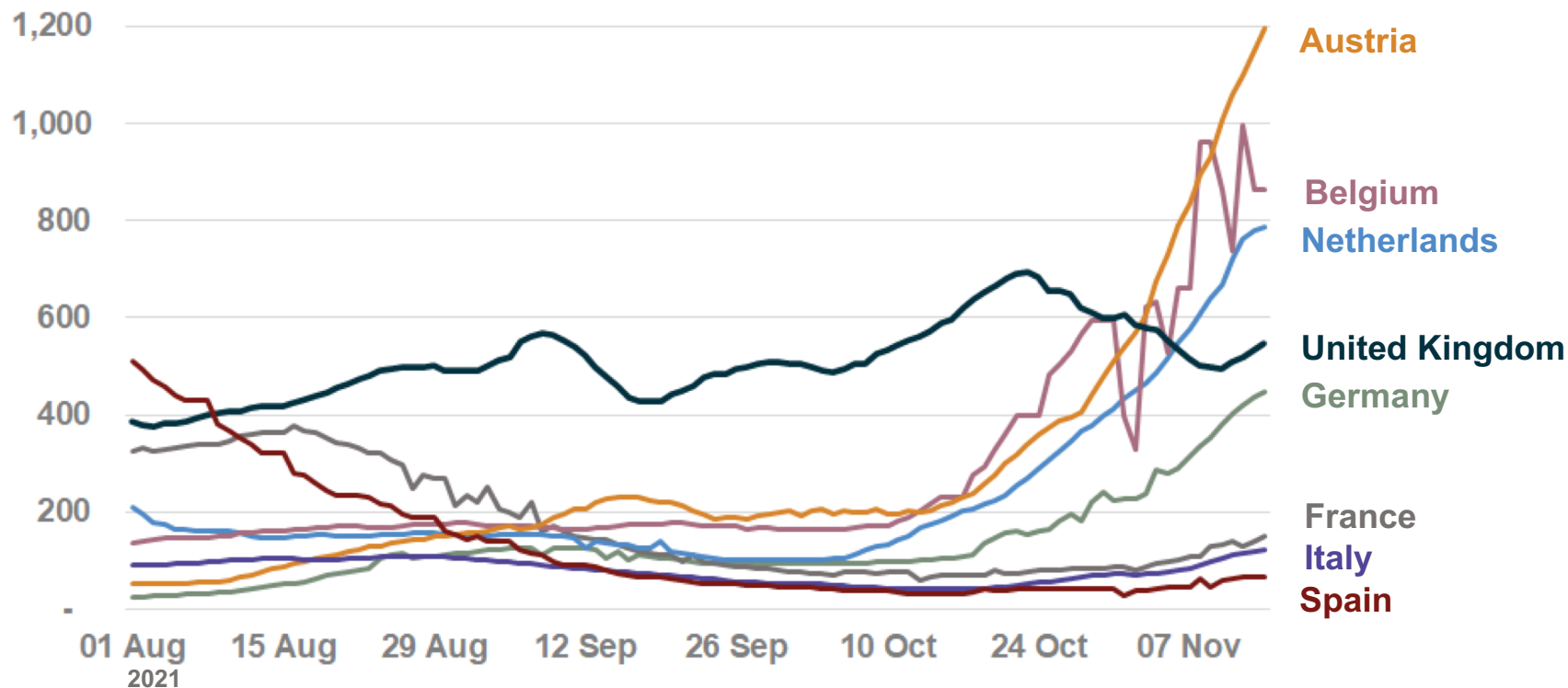
Cumulative number who have received a COVID-19 booster or third vaccine dose, by date reported, up to 13 November

Millions



# Daily new confirmed COVID-19 case rates in selected European countries

COVID-19 cases per million people, 7-day rolling average, by date reported, up to 14 November 2021



# Statistical notes

## **Number of daily cases, UK:**

Number of people who have had at least one positive COVID-19 test result, either lab-reported or lateral flow device (England only), by date reported - the date the case was first included in the published totals. COVID-19 cases are identified by taking specimens from people and testing them for the presence of the SARS-CoV-2 virus. If the test is positive, this is referred to as a case. Positive rapid lateral flow test results can be confirmed with Polymerase Chain Reaction (PCR) tests taken within 72 hours. If these PCR test results are negative, these are not reported as cases. People tested positive more than once are only counted once. The 7-day rolling mean average of daily cases is plotted on the chart on the middle day of each seven day period.

As of 9 April 2021, the way cases are reported has changed. Cases that have been identified through a positive rapid lateral flow test are now removed for people who took PCR tests within 3 days that were all negative. Cases of this type that were previously reported have been removed from the cumulative total, reducing the total by 8,010. Newly reported numbers of cases for the UK and England were unaffected by the removal of these. Historical published date totals have not been changed.

## **People in hospital with COVID-19, UK:**

Total number of people in hospital with COVID-19 in the UK. Definitions are not always consistent between the four nations. England data now covers all Acute Trusts, Mental Health Trusts and the Independent Sector and are reported daily by trusts to NHS England and NHS Improvement. Welsh data include confirmed COVID-19 patients in acute hospitals only, including those recovering.

## **COVID-19 daily deaths within 28 days of a positive test, UK:**

Number of deaths of people who had a positive test result for COVID-19 and died within 28 days of the first positive test. Data from the four nations are not directly comparable as methodologies and inclusion criteria vary. The 7-day rolling mean average of daily deaths is plotted on the chart on the middle day of each seven day period. Data presented is by date reported rather than date of death or registered.

## **Number of people who have received a vaccination for COVID-19, UK:**

Number of people who have received a first dose or both a first and a second dose of a vaccination for COVID-19, by day on which the vaccine was reported. Data are reported daily, and include all vaccination events that are entered on the relevant system at the time of extract. This includes reported vaccines that were administered up to and including the date shown. England data includes vaccinations reported in the National Immunisation Management Service which is the system of record for the vaccination programme in England, including both hospital hubs and local vaccination services. Data are extracted at midnight on the date of report. Welsh data includes vaccinations reported in the Welsh Immunisation System. Data is extracted at 10pm on the date of report. Scottish data includes vaccinations reported in the Vaccination Management Tool. Data is extracted at 8:30am on the day following the date of report. Northern Ireland data are extracted at the end of day of the date of report.

# Statistical notes

## **Number of booster and third vaccine doses, United Kingdom:**

The booster vaccination programme began on 16 September 2021. Booster doses are currently offered to people at highest risk from COVID-19 who received their second dose at least 6 months earlier, to give them longer-term protection. Third dose vaccinations are offered to people over 12 with severely weakened immune systems. Unlike boosters, third doses are considered part of a full vaccination course. Initially the vaccines were prioritised to be administered to the over-80s, care home residents and workers, and NHS staff. The number of people of all ages who received each dose is reported. The UK numbers by report date are the sum of the numbers reported individually by the four nations. Due to differing criteria for inclusion, some individuals may be counted in more than one nation's total. People of all ages are included.

The individual nations in the UK started reporting on booster and third dose vaccinations at different times. The first time point in the series for the UK that includes data for all nations is 21 October 2021. Reporting of booster or third dose vaccinations started on 1 October 2021 in England. In Scotland, reporting of third dose vaccinations started on 7 October 2021 and reporting of booster dose vaccinations on 14 October 2021. In Wales, reporting of booster or third dose vaccinations started on 22 October 2021 and separate reporting of booster and third dose vaccinations started on 26 October 2021. In Northern Ireland, reporting of booster or third dose vaccinations started on 30 September 2021.

## **Daily new confirmed COVID-19 cases in selected European countries per million people, 7 day rolling average**

Confirmed cases data comes from the [COVID-19 Data Repository by the Center for Systems Science and Engineering \(CSSE\) at Johns Hopkins University \(JHU\)](#). The cases dataset is updated daily. Testing policy and the testing regime varies by country.

## **Further information and data:**

UK - [COVID-19 in the UK](#); for further information contact [coronavirus-tracker@phe.gov.uk](mailto:coronavirus-tracker@phe.gov.uk)

Welsh Government - [NHS activity and capacity during the COVID-19 pandemic](#)

Scottish Government - [COVID-19 daily data for Scotland](#)

Northern Ireland - [COVID-19 statistics](#)

Europe - [Our World In Data](#)